

T8 PROFILE 1200

Aztec T8 Profile is a high performance lighting fixture designed with perfection; it is perfect for touring, theater and most high rise event application.

T8 has the best in power and projections quality delivering pure and strong output. Its system is equipped with extraordinary, clear & best quality of lens system, and also equipped with zoom to focus effects.

Also included with two dual rotational and indexed patterns wheels ensuring capability of new and unique effect possibilities. Gobos movement can be both in forward and reverse directions.

Nevertheless, the best designed CMY color mixing system offers an unlimited variety of choices and correcting to ensure the quality of its color temperature output.

This is a perfect use for all event occasion and the best selling among all moving head fixtures.

FEATURES

- * Light Source Approved model : GE CSR 1200W, Osram HMI 1200W, Phillips MSI 1200W
- * Dimmer / Shutter 0-100% Dimming Ratio. Shuttering and strobe flash rate; slow, linear or open mode possible.
- * Colors FULL CMY Color mixing. Motorized color wheels fitted with seven replaceable color includes open
- * Pan/Tilt Pan: 450 degree of Y directions
Tilt: 270 degree of X directions. Automatic Pan/Tilt error corrections.
- * Gobos Motorized rotating four different gobo wheel plusopen. Flowing changes possible in both forward and reverse directions
- * Focus Motorized changing focus
- * Control & Programming
Protocol: USITT DMX-512, Control Channels:16, DMX Channels: 16, Display: 3-digit LED display, Movement control: Tracking and vector
Data I/O: Locking 3-pin & 5-pin XLR
- * Reset Functions available
- * Cooling Very low noise cooling system
- * Movement Flexible and seamless movement.

PHYSICAL SPECIFICATIONS

Weight: 62 kg.
Height: 82 cm.
Width: 52cm.
Depth: 39 cm.



T8 WASH 1200

T8 Color wash is a powerful moving head wash light comes with complete CMY color mixing system. The tradition for excellence system continues in every product, the wash light is producing unprecedented light output.

It comes with the best quality of crystal clear lens, to ensure the best quality of light output. Moreover, all the unique functionality includes all zooming, iris, strobe and others created best possibilities results.

It has the extraordinary light output for true brightness and balanced color temperature covers all area projected.

The Aztec T8 Wash is ideal combination with the profile fixture on large theatres, live and television shows and for all types and multi-purpose venues to large clubs.

FEATURES

- * Light Source Approved model : GE CSR 575, Osram HSD / HSR 575, Phillips MSD / MSR 575
- * Dimmer / Shutter 0-100% Dimming Ratio. Shuttering and strobe flash rate; slow, linear or open mode.
- * Colors FULL CMY Color mixing. Motorized color wheels fitted with seven replaceable color includes open
- * Pan/Tilt Pan: 540 degree of Y directions
Tilt: 270 degree of X directions. Automatic Pan/Tilt error corrections.
- * Gobos Motorized rotating four different gobo wheel plusopen. Flowing changes possible in both forward and reverse directions
- * Focus Motorized changing focus
- * Control & Programming
Protocol: USITT DMX-512, Control Channels: 14 DMX Channels: 14, Display: 3-digit LED display, Movement control: Tracking and vector
Data I/O: Locking 3-pin & 5-pin XLR
- * Reset Functions available
- * Cooling Very low noise cooling system
- * Movement Flexible and seamless movement.

PHYSICAL SPECIFICATIONS

Weight: 65 kg.
Height: 76 cm.
Width: 40.5cm.
Depth: 39cm.



V6 PROFILE 575

Aztec V6 Profile is one of the most popular moving head ever. The winning point is the durability and reliability of profile spot best suited in most of the event functions.

Its fixture includes motorized color wheels, motorized replaceable gobo slots, zooming functionalities, and many other functions included in this fixture.

The Aztec V6 is perfect for event stage, discotheque, clubs, bars, and many other applied areas.

FEATURES

- * Light Source Approved model : GE CSR 1200W, Osram HMI 1200W, Phillips MSI 1200W
- * Dimmer / Shutter 0-100% Dimming Ratio. Shuttering and strobe flash rate; slow, linear or open mode possible.
- * Colors FULL CMY Color mixing. Motorized color wheels fitted with seven replaceable color includes open
- * Pan/Tilt Pan: 540 degree of Y directions
Tilt: 270 degree of X directions. Automatic Pan/Tilt error corrections.
- * Gobos Motorized rotating four different gobo wheel plusopen. Flowing changes possible in both forward and reverse directions
- * Focus Motorized changing focus
- * Control & Programming
Protocol: USITT DMX-512, Control Channels : 12 DMX Channels : 12 , Display : 3-digit LED display
Movement control: Tracking and vector
Data I/O: Locking 3-pin & 5-pin XLR
- * Reset Functions available
- * Cooling Very low noise cooling system
- * Movement Flexible and seamless movement.

PHYSICAL SPECIFICATIONS

Weight: 62 kg.
Height: 82 cm.
Width: 52cm.
Depth: 39 cm.



V6 WASH 575

The Aztec V6 Wash light is the wash version of the 575 fixture. The standard quality of the performance market is the precision, fast and flexible pan/tilt movement, and very smooth movement.

A 575Watt lamp and perfect quality of optical and lens system create a bright and gentle output, perfect for touring, theater / stage and TV stations.

Aztec V6 575 Wash incorporated with a perfect CMY color mixing system to create unlimited color choices, smooth and flexible wash lights.

FEATURES

- * Light Source Approved model : GE CSR 57, Osram HSD / HSR 575, Phillips MSD / MSR 575
- * Dimmer / Shutter 0-100% Dimming Ratio. Shuttering and strobe flash rate; slow, linear or open mode possible.
- * Colors FULL CMY Color mixing. Motorized color wheels fitted with seven replaceable color includes open
- * Pan/Tilt Pan: 540 degree of Y directions
Tilt: 270 degree of X directions. Automatic Pan/Tilt error corrections.
- * Gobos Motorized rotating four different gobo wheel plusopen. Flowing changes possible in both forward and reverse directions
- * Focus Motorized changing focus
- * Control & Programming
Protocol: USITT DMX-512, Control Channels:16, DMX Channels: 16, Display: 3-digit LED display, Movement control: Tracking and vector
Data I/O: Locking 3-pin & 5-pin XLR
- * Reset Functions available
- * Cooling Very low noise cooling system
- * Movement Flexible and seamless movement.

PHYSICAL SPECIFICATIONS

Weight: 35 kg.
Height: 77 cm.
Width: 52cm.
Depth: 52 cm.



A4 PROFILE 250

Aztec A4 Profile 250 is an excellence of the 250 moving head, equipped with the top notch quality on motor, rotating gobo wheel, rotating color glass wheel making the A4 an even more powerful lighting tool where powerful effects are required.

In the Aztec A4, the new lens system is using a crystal clear lens ensuring light brightness with quality. Using every latest technology ensuring its fixture for greater output, extraordinary fast and quite movement, variable zooming functionality and perfect color mixing system.

For flexibility and ease of use, a newly designed rotating and indexing gobo offers replaceable metal and glass gobos. Aztec A4 has a perfect housing; it makes service and maintenance very simple with a fast and modular access to its modules.

This fixture also includes many other features such as: zooming, gobos, colors, prism, dimmer and many others.

The Aztec A4 is aimed for use at the TV studios, clubs and discotheques, entertainment area, and others applicable area.

FEATURES

- * Light Source Approved model : GE CSD 250/2, Osram HSD 250/78 Phillips MSD 250/2
- * Dimmer / Shutter 0-100% Dimming Ratio. Shuttering and strobe flash rate; slow, linear or open mode possible.
- * Colors FULL CMY Color mixing. Motorized color wheels fitted with seven replaceable color includes open
- * Pan/Tilt Pan: 540 degree of Y directions
Tilt: 270 degree of X directions. Automatic Pan/Tilt error corrections.
- * Gobos Motorized rotating four different gobo wheel plusopen. Flowing changes possible in both forward and reverse directions
- * Focus Motorized changing focus
- * Control & Programming
Protocol: USITT DMX-512, Control Channels:10, DMX Channels: 10, Display: 3-digit LED display, Movement control: Tracking and vector
Data I/O: Locking 3-pin & 5-pin XLR
- * Reset Functions available
- * Cooling Very low noise cooling system
- * Movement Very low noise movement and flexible / fast movement speed.

PHYSICAL SPECIFICATIONS

Weight: 23 kg.
Height: 51 cm.
Width: 29cm.
Depth: 32 cm.



AZTEC X- 3000

Vision X-3000 uses GE.CSR1200S / DE short arc discharge lamp, with 3sets of high quality multicoated lenses and parabolic glass reflector, can provide a twice bright beam than aspherical glass and dishing reflector.

Vision X-3000 provides users more color selections by adapting CMY color mix technique, and an additional 6 dichroic color + open and 5600 k CTC and 3200 k CTC included. Moreover, its offset function provides more precise color and solves color differentiation problem.

The vision X-3000 color spot housed 2 divided Gobo wheels, featuring functions such as indexible, Gobo individual rotating, each wheel housing 5 replaceable patterns effect slots. For precision control indexing works with 16-bit accuracy. Newly developed wave effects along with rotating, strobe and 3D light effect.

Its high speed, smooth flash effect associated with random software design enables users to use its flash function easily its slick design of dimmer enable a more free-flow lighting presentation.

FEATURES

- * Lamp : 1200 W discharge lamp (6500K, 750hrs life)
Approved model : GE, CSR1200S/DE OR OSRAM HMI1200S. Control : Automatic and DMX remote control on/off.
- * Source :
ballast : electronic&magnetic ballast available for choice
Transformer : traditional transformer or switch mode power supply available for choose
- * CMY color mixing system
Cyan : 0-100% + offset adjustment
Yellow : 0-100% + offset adjustment
The speed of CMY movement: adjustment
- * Color Wheel : 6 colors + open. 5600k CTC and 3200k CTC included + offset adjustment
- * Focus : 3m-infinity. Two gobo wheel automatic focus
- * Zoom : 17° - 31°
- * AC supply
Voltage : magnetic ballast : 210/230/245v/50hz208/230v/60hz
Electronic ballast : 100/120/210/230/250v 50/60Hz
Power consumption : 1700W
- * Control and Programming
Signal pinout : pin 1 GND, pin 2(-),pin3(+). Display : LCD graphic with shuttle wheel. Protocol : USITT DMX-512
DMX channel : 26/32 CH. Signal input : 3-pin XLR male. Signal output : 3-pin XLR female

PHYSICAL SPECIFICATIONS

Dimensions : L498 x W435 x H789
Weight : 53 kg



AZTEC 1200 WASH

FEATURES

- * Lamp : 1200w discharge lamp (6500K, 750hrs life)
- * Approved model : GE. CSR1200S OR PHILIPS MS11200S
- * Control : Automatic and DMX remote control on/off
- * Source
 - Ballast : Electronic & Magnetic ballast available for choice
 - Transformer : Traditional transformer or switch mode power supply available for choice
- * CMY color mixing system
 - Cyan, Magenta, Yellow : 0-100% + offset adjustment
- * Color wheel : 4 dichroic filters + open. 5600k and 3200k CTO UV filter (black light) color wheel continuous rotation, with rainbow effect
- * Effect wheel : Beam shape adjustment 0°-180°, frost filter
- * Strobe : Separating shutter for black out and variable strobing 1-10 fls per sec. Preprogrammed Macro with pulse effect
- * Dimmer : 0-100% linear dimmer
- * Zoom : 200mm fresnel lens with 16°- 28° zoom
- * X/Y movement range : Pan 540 / tilt 280 , automatic pan/tilt positioning correction. X/Y speed adjustment and Pre-programmed Macro effect
- * X/Y resolution : 8/16 bit
- * Reset : By console or panel

- * AC supply
 - Magnetic ballast : 210/230/245v/50hz 208/230v/60hz
 - Electronic ballast : 100/120/210/230/250v 50/60hz
 - Power Consumption : 1700w
- * Control and Programming
 - signal output : Pin1 GND, pin2(+).pin(+). Display : LCD graphic with shuttle wheel. Protocol : USITT DMX-512. DMX Channel : 18/22CH. Signal input : 3-pin&5-pin XLR male. Signal output : 3-pin&5-pin XLR female

PHYSICAL SPECIFICATIONS

Dimensions (mm) : L498 x W435 x H713
Weight : 38.3 kg



AZTEC 700 SPOT

FEATURES

- * Lamp : Philips MSR700/SA discharge lamp
- * Control : Automatic and DMX remote control on/off
- * Color system :
 - Color wheel 1 : 9 colors+open, rainbow effect in both directions
 - Color wheel 2 : 6 colors + open 5600 and 3200k ctf, uv filter for wood light, rainbow effect in both directions
- * Zoom : Three different apertures 15°, 18° and 22°
- * Focus : Remotely controllable motorized focus
- * Gobo system :
 - Gobo wheel 1 : 6 rotating interchangeable and indexible gobos+open position
 - Gobo wheel 2 : 9 fixed gobo+open position with gobo shake function, roto-gobo effect
- * Prism : High-speed rotating 3 facet prism
- * Iris : 5-100% linear adjustment on beam of lighting
- * Dimmer : Full range dimming
- * Strobe : 1-10 fps, variable strobe effect
- * Reset : Reset by DMX or panel
- * Pan/Tilt movement range : Pan 540° / tilt 280°, automatic PAN/TILT positioning correction
- * Pan/Tilt movement resolution : 16 BIT
- * Ballast : Magnetic or electronic ballast available for choice

- * Power supply
 - Magnetic ballast : 210/230/245v/50hz 208/230v/60hz
 - Electronic ballast : 100/120/210/230/250v 50/60hz
 - Power Consumption : 1000w
- * Control and Programming
 - Protocol : USITT DMX-512. Display : Addressing, personality setting and effects calibration via LED control panel. Operations modes : Stand alone and master/slave operation on-board programming
 - Control Channel : 16CH. Data IN/OUT : Locking 3-pin XLR

PHYSICAL SPECIFICATIONS

Dimensions (mm) : L480 x W402 x H671
Weight : 42 kg



AZTEC 700 WASH

FEATURES

- * Lamp : Philips MSR700/SA discharge lamp
- * Control : Automatic and DMX remote control on/off
- * Source :
 - Ballast : Electronic & magnetic ballast available for choice
 - Tranformer : Traditional transformer or switc mode power supply available for choice.
- * CMY color mixing system :
 - Cyan, Magenta, Yellow : 0-100% + offset adjustment
- * Color wheel : 4 dichroic filters + open. 5600k and 3200k CTO UV filter (black light) color wheel continuous rotation, with rainbow effect
- * Effect wheel : Beam shape adjusment 0°-180°, frost filter
- * Strobe : Separating shutter for black out and variable strobing 1-10 fls per sec. Preprogrammed Macro with pulse effect
- * Dimmer : 0-100% linear dimmer
- * Zoom : 200mm fresnel lens with 11°-19° zoom
- * X/Y movement range : Pan 540° /Tilt 280°, automatic pan/tilt positioning correction. X/Y speed adjustment and Programmed Macro effect
- * X/Y resolution : 8/16 BIT
- * Reset : By console or panel

- * AC supply
 - Voltage :
 - Magnetic ballast : 210/230/245v/50hz 208/230v/60hz
 - Electronic ballast : 100/120/210/230/250v 50/60hz
 - Power Consumption : 1000w
- * Control and Programming
 - Signal pinout : Pin1 GND, pin2(+).pin3(+). Protocol : USITT DMX-512. Display : LCD graphic with shuttle wheel. DMX cahnnel : 18/22CH. Signal input : 3-pin XLR male. Signal output : 3-pin XLR female

PHYSICAL SPECIFICATIONS

Dimensions (mm) : L480 x W402 x H671
Weight : 42 kg



CITY MOVING 4000

City Moving 4000 is the perfect combination of the search lighting, color lighting, intelligent lighting with high brightness, saturated chromaticity, well-proportioned and distributed lambency, flexible operation, speedy strobe which causes the entire stage and the whole square space to have the unified color change and the light beam interweaves fluctuates, fully displays the artistic pursue, manifest the light and the color harmony with great convulse.

City Moving 4000 is an IP60 technology which is water-resistant and can be applied in indoor or outdoor and also architectural lighting. The city moving 4000 is available in two model of White Color or CMY Color effect fixture with the ultra bright 4000 Watt fixture.

FEATURES

- * Light Source Approved model : Xenon Lamp XQ 4000
- Average Life of: 800 HoursColor Temperature: 6500 K
- Luminous Flux 155,000
- * Optics Quartz cold type reflector dissipating treatment through dichroic infrared finishing diameter 410mm
- * Colors Available on optional of either:
 - White only or CMY Color mixing. Motorized color wheels fitted with seven replaceable color includes open
- * Pan/Tilt Pan: 540 degree of Y directions
- Tilt: 270 degree of X directions. Automatic Pan/Tilt auto alignment in feedback.
- * Gobos Motorized rotating four different gobo wheel plusopen. Flowing changes possible in both forward and reverse directions
- * Control & Programming
 - Protocol: USITT DMX-512, Control Channels: 9
 - DMX Channels: 255, Movement control: Tracking and vector
- * Unique Characteristic:
 - Mechanic shutter makes equipment represents more exquisitely, and adapts the lighting engineer thoughts
 - Flown line figure, more fashionable
 - Waterproof technology keeping performance in all situation
 - Quick and perfect color changer with six full saturation base +color mixing capability with percentage of control by DMX value
 - Stepping motors control the pan and tilt movements with ensuring absolute precision

PHYSICAL SPECIFICATIONS

Weight: 71 kg.
Height: 136 cm.
Width: 81 cm.
Depth: 55 cm.



Model:
1. White (4000 W)
2. Color (4000 C)

CITY MOVING 7000

City Moving 7000 has all the same perfect characteristic from 4000, with a greater power and greater lamination producing a lot greater output and make your event day more attractive



FEATURES

- * Light Source Approved model : Xenon Lamp XQ 7000
- Average Life of: 800 Hours
- * Optics Quartz cold type reflector diameter 400 mm
- * Colors Available on optional of either:
 - White only or CMY Color mixing. Motorized color wheels fitted with seven replaceable color includes open
- * Pan/Tilt Pan: 540 degree of Y directions
- Tilt: 270 degree of X directions. Automatic Pan/Tilt auto alignment in feedback.
- * Control & Programming
 - Protocol: USITT DMX-512, Control Channels: 9
 - DMX Channels: 255, Movement control: Tracking and vector
- * Unique Characteristic:
 - Good quality and quick color changer, six full saturation color mixing capability with DMX controllable features.
 - Electronic beam shaping from spot to flood
 - Electronic dimming of the lamp
 - Electronic high-speed strobe up to 10Hz
 - Stepping motors control the pan and tilt movements with ensuring absolute precision

PHYSICAL SPECIFICATIONS

Weight: 62 kg.
Height: 82 cm.
Width: 52cm.
Depth: 39 cm.



Model:
1. White (4000 W)
2. Color (4000 C)

COLOR COMET (CC50K)

Color Comet is a light fixture that projects beautiful and colourful lighting effects.

It is very ideal for small clubs, bar, pub, also suitable for own personal party. Color Comet will projects lighting effects throughout the area.

More importantly, Color Comet has an incredible capacity for endurance and quality of lights.

FEATURES

- * Light Source Approved model : Osram HLX 50W 12V G6.35 40X1 E BRL
- * Colors 3 Way Control Music, Auto or Static, Changeable Color Filter Holder
- * Pan/Tilt Pan: 540 degree of Y directions
Tilt: 270 degree of X directions. Automatic Pan/Tilt auto alignment in feedback.
- * Control & Programming Manual, Sound Triggered
- * Unique Features
 - Simple changing color-effect lights
 - Built in Sound to Light sequence
 - Strong extruded aluminum and good construction
 - Fast 72 RPM/12V Stepper Motors
- * Electrical Power Voltage: AC 230V 50 Hz

PHYSICAL SPECIFICATIONS

Weight: 2 kg.
Height: 14 cm.
Width: 25cm.
Depth: 12.3 cm.



SNOW COMET (SC50K)

Snow Comet is a single white color lighting fixture projecting bright lights.

Its fixture is ideal for small clubs, bar, pub and also suitable for own personal party. Snow Comet will produce a good source of lights throughout the area.

More importantly, Snow Comet has an incredible capacity for endurance and quality of lights.

FEATURES

- * Light Source Approved model : Osram HLX 50W 12V G6.35 40X1 E BRL
- * Colors 3 Way Control Music, Auto or Static, Changeable Color Filter Holder
- * Pan/Tilt Pan: 540 degree of Y directions
Tilt: 270 degree of X directions. Automatic Pan/Tilt auto alignment in feedback.
- * Control & Programming Manual, Sound Triggered
- * Unique Features
 - Simple changing color-effect lights
 - Built in Sound to Light sequence
 - Strong extruded aluminum and good construction
 - Fast 72 RPM/12V Stepper Motors
- * Electrical Power Voltage: AC 230V 50 Hz

PHYSICAL SPECIFICATIONS

Weight: 2 kg.
Height: 14 cm.
Width: 25cm.
Depth: 12.3 cm.



SUPER BLAZER (SBZ1000K)

Super Blazer is a colorful effect lighting fixture producing colorful beams through color prism and very strong lighting effects.

More importantly, this fixture uses high quality optics to ensure the color effect quality.

This is a perfect installation for small party, club, bar or any indoor use events.

FEATURES

- * Light Source Approved model : Osram 64580 1000W
- * Colors Auto or Static, Changeable Color Filter Holder 16 Beams through 8 effect color.
- * Control & Programming Manual, Built in Sound to Light Sequences
- * Unique Features
 - Simple changing color-effect lights
 - Built in Sound to Light sequence
 - Fan Cooled keeping fixture cool inside and out
 - Fast DC 72 RPM/12V Stepper Motors
- * Electrical Power Voltage: AC 230V 50 Hz
Fuse: 5A.

PHYSICAL SPECIFICATIONS

Weight: 6 kg.
Height: 21 cm.
Width: 41cm.
Depth: 31.5 cm.



MOON FLOWER (MF250K)

Moon Flower is taken from the decoration produced by the fixture, projecting a flower like decoration with a changing coloring and effects projected.

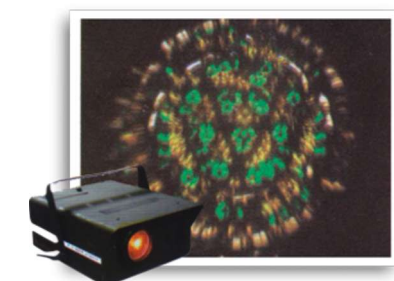
The technology is adopted using Kaleidoscope effect which is adjustable and combined with coloring scheme. This unit has 18 different gobos with 7 combined color possible effects.

FEATURES

- * Light Source Approved model : Osram 64653 24V, 250W
- * Colors Automatic changing color, Static Coloring 7 Coloring options, Adjustable color delay and movement.
- * Control & Programming Manual
- * Unique Features
 - Kaleidoscope effect with adjustable focus
 - Adjustable focus
 - Built in Sound to Light sequence
 - Fan Cooled keeping fixture cool inside and out
- * Electrical Power Voltage: AC 240 V 50 Hz

PHYSICAL SPECIFICATIONS

Weight: 6.5 kg.
Height: 11.5 cm.
Width: 34 cm.
Depth: 28 cm.



TORNADO (TOR100K)

Tornado is a powerful color lighting effect producing good source effects with 22 beams projected from the 6 different colors.

This fixture can be activated via sound and music beat or dedicated remote control system, making easier to maintain without spending so much on the operator costs.

With the high quality optics and master / slave facilities, this fixture can be combined to create a remarkable event.

This fixture is applicable to most of the small event / stage, bar, club and other private parties.

FEATURES

- * Light Source Approved model : Osram HLX 64627 100W, 12V
- * Colors Auto or Static 22 Beams through 6 effect colors, High quality optics
- * Control & Programming Manual Built in Sound Activated Sequences, Dedicated Remote Control, Master / Slave facilities
- * Unique Features
 - Built in Sound to Light sequence
 - Fan Cooled keeping fixture cool inside and out
- * Electrical Power Voltage: AC 240V 50 Hz
Fuse: 2A

PHYSICAL SPECIFICATIONS

Weight: 5.7 kg.
Height: 14 cm.
Width: 32.5 cm.
Depth: 24.3 cm.



TORNADO TWIN (TTW100K)

Tornado Twin is double as powerful as tornado projecting powerful colorful lighting effects, with total of 44 beams projected on double lens system.

This fixture is also activated via sound and music beat or dedicated remote control system, making your event easier to maintain without spending so much on the operator costs.

With the high quality optics and master / slave facilities, this fixture can be combined in both tornado and tornado twin to create a remarkable event.

This fixture is applicable to most of the small event / stage, bar, club and other private parties.

FEATURES

- * Light Source Approved model : Osram HLX 64627 100W, 12V
- * Colors Auto or Static, 44 Beams through 6 effect colors High quality optics
- * Control & Programming Manual Built in Sound Activated Sequences, Dedicated Remote Control, Master / Slave facilities
- * Unique Features
 - Built in Sound to Light sequence
 - Fan Cooled keeping fixture cool inside and out
- * Electrical Power Voltage: AC 240V 50 Hz
Fuse: 2A

PHYSICAL SPECIFICATIONS

Weight: 5.7 kg.
Height: 14 cm.
Width: 29.7 cm.
Depth: 24.3 cm.



SUN LIGHT (SUN360K)

Sun Light is a small and easy to setup lighting fixture, producing a very colorful rainbow effects. Very suitable and popular for a little effect on background stage and other applicable environment.

The small physical unit ensuring this unit to fit in every location in your area.

FEATURES

- * Light Source Approved model : Halogen R7S 300-500W, 220V
- * Colors Auto or Static, Changeable Color Filter Holder 16 Beams through 8 effect color.
- * Control & Programming Manual, Built in Sound to Light Sequences
- * Unique Features
 - Simple changing color-effect lights
 - Built in Sound to Light sequence
 - Fan Cooled keeping fixture cool inside and out
 - Fast DC 72 RPM/12V Stepper Motors
- * Electrical Power Voltage: AC 230V 50 Hz
Fuse: 5A.

PHYSICAL SPECIFICATIONS

Weight: 6 kg.
Height: 21 cm.
Width: 41cm.
Depth: 31.5 cm.



TORNADO TWIN (TTW100K)

This fixture is an intelligent and dynamic fixture that lives up with an entertaining effect lights.

A Combination of color / gobo wheel with a mirrored rotating discs effects. With 5 Gobos and 8 color effects boost up the performance for your effective events.

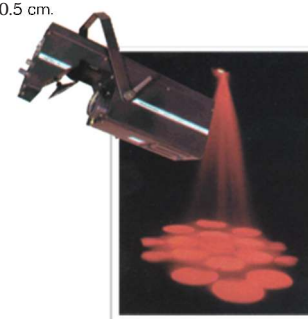
This is a perfect fixture for any events / stage, clubs, bars and also indoor entertainment area.

FEATURES

- * Light Source Approved model : Osram 64653 ELC 24V, 250W
- * 8 Color effects, with 1 Clear & Shutters
- * Control & Programming Manual Built in Sound Activated Sequences, Standard DMX-512 Controller
- * Unique Features
 - Built in Sound to Light sequence
 - Fan Cooled keeping fixture cool inside and out
 - DMX Controllable system
- * Electrical Power Voltage: AC 24V 250 Hz
Fuse: 2A

PHYSICAL SPECIFICATIONS

Weight: 8.5 kg.
Height: 16 cm.
Width: 48 cm.
Depth: 20.5 cm.



BESTLIGHT EFFECT DMX (BLE250K)

This fixture is an intelligent lighting effect fixture that lives up with an entertaining effect lights.

A Combination of color wheel with a mirrored rotating discs effects spraying the event area with lighting effects. With motorized color effects boost up the performance for your effective events.

This is a perfect fixture for any events / stage, clubs, bars and also indoor entertainment area.

FEATURES

- * Light Source Approved model :
Osram 64653 ELC 24V, 250W
- * 8 Color effects, with 1 Clear & Shutters
- * Control & Programming Manual Built in Sound Activated Sequences, Standard DMX-512 Controller
- * Unique Features
 - Built in Sound to Light sequence
 - Fan Cooled keeping fixture cool inside and out
 - DMX Controllable system
- * Electrical Power Voltage: AC 24V 250 Hz
Fuse: 2A

PHYSICAL SPECIFICATIONS

Weight: 8.5 kg.
Height: 16 cm.
Width: 51 cm.
Depth: 20 cm.



SATELITE (ST600K)

Satellite is a lighting fixture that projects multi-colored light on bright focused beams. With very low power consumption, this fixture is perfect to suit all your event types.

Satellite also uses a bright Halogen bulb to ensure good quality of lights being projected out from the machine. More importantly, this fixture is rotating and programmed with a sound to light activated sequences.

It is the fixture that attracts in the center of attention for all round events, private parties and small bar.

FEATURES

- * Light Source Approved model :
Halogen 220V 600W
- * Multi-colors Sound-to-Light projection
- * Control & Programming Automated, Built in Sound Activated
- * Unique Features
 - Built in Sound to Light sequence
 - Fan Cooled keeping fixture cool inside and out
 - Rotating Motor with multi-color light projected
- * Electrical Power Voltage: AC 220 V 50 Hz

PHYSICAL SPECIFICATIONS

Weight: 6.7 kg.
Height: 45 cm.
Width: 45 cm.
Depth: 35 cm.



HELICOPTER (HELI180K)

Helicopter is taken from the shape of the helicopter, it have total of 6 PAR36 installed in all sides, with total of 180 Watts of lights projected out from the fixture.

The color filter is a changeable and perfect for an event that only need some static effects light.


It is applicable in all function, club, bar, private parties and any other applicable occasion.

FEATURES

- * Light Source Approved model :
Osram 64580 1000W
- * Colors Auto or Static, Changeable Color Filter Holder 16 Beams through 8 effect color.
- * Control & Programming Manual, Built in Sound to Light Sequences
- * Unique Features
 - Simple changing color-effect lights
 - Built in Sound to Light sequence
 - Fan Cooled keeping fixture cool inside and out
 - Fast DC 72 RPM/12V Stepper Motors
- * Electrical Power Voltage: AC 230V 50 Hz
Fuse: 5A.

PHYSICAL SPECIFICATIONS

Weight: 18 kg.
Height: 60 cm.
Width: 60 cm.
Depth: 60 cm.



SUPER NOVA (SN200K)

Super Nova is projecting beams of light through the fixture similar to mirror ball effects light without having to shine pin spots on it.

It's equipped with built in rotating motor base. It's a good addition to any event and applicable situations.

FEATURES

- * Light Source Approved model :
MSD/HSD 200
- * 6 Changeable and replaceable color filter.
- * Control & Programming Automatic Rotating Base
- * Unique Features
 - Projecting beams of light on the mirror ball effect without having to shine pin-spots on it.
- * Electrical Power Voltage: AC 220 V 50 Hz

PHYSICAL SPECIFICATIONS

Weight: 7 kg.
Height: 50 cm.
Width: 50 cm.
Depth: 20 cm.



COLOR CHANGE (C120K)

Color Change is a special effect fixture on a special control system that able to change color on rotating motor.

Installed with internal micro-processor, this fixture is controllable from speed to delay.

With a strong base of crude aluminum ensuring good quality and easy to maintain.


This is a perfect fixture for all event types, small club and bars, café / lounge, and any other applicable events.

FEATURES

- * Light Source Approved model :
Philips ELC 24V,250W
- * 5 Changeable color effects
- * Control & Programming Special controller unit
- * Unique Features
 - Internal microprocessor installed extrude aluminum
- * Electrical Power Voltage: AC 220 V 50 Hz

PHYSICAL SPECIFICATIONS

Weight: 5 kg.
Height: 18.5 cm.
Width: 25.5 cm.
Depth: 18.5 cm.



BORDER LIGHT 4L (BL-4K)

Border Light is efficient effect lights and easy to install lighting fixture, very ideal for small event place, shops, outlets, church stage, events for all occasion.

This unit is equipped with 14 Channel border light with 4 lighting socket and 4 changeable color filters to suit your requirement.

FEATURES

- * Light Source Approved model :
Halogen 200W to 500W
- * 4 Changeable color filter effects
- * Control & Programming : Static & Manual control
- * Unique Features
 - 14 Channel border lights
- * Electrical Power Voltage: 220V, 50 Hz

PHYSICAL SPECIFICATIONS

Weight: 7.1 kg.
Height: 19.558 cm.
Width: 73.15 cm.
Depth: 23.114 cm.



BORDER LIGHT 3L (BL-3K)

Border Light is efficient effect lights and easy to install lighting fixture, very ideal for small event place, shops, outlets, church stage, events for all occasion.

This unit is equipped with 12 Channel border light with 3 lighting socket and 3 changeable color filters to suit your requirement.

FEATURES

- * Light Source Approved model :
Halogen 200W to 500W
- * 3 Changeable color filter effects
- * Control & Programming Static / Manual Control
- * Unique Features
 - 12 Channel Border Lights
- * Electrical Power Voltage: 220V, 50 Hz

PHYSICAL SPECIFICATIONS

Weight: 5.5 kg.
Height: 19.304 cm.
Width: 5.334 cm.
Depth: 23.368 cm.



PAR 36 COLOR CHANGER (PARCC36K)

PAR36 color changer is an enhanced version of PAR36 equipped with additional color wheel to give a colorful lighting effect in your area.


It is a simple and perfect solution for a small area that requires lighting effects projections. Applicable to all event type area such as: small bar / club, shops, outlets and others.

FEATURES

- * Light Source Approved model :
4515 6V 30W / 4509 12V 100W
- * Rotating color wheel
- * Control & Programming Automatic rotating color wheel
- * Unique Features
 - Body and design is taken from PAR36 model.
 - Simple 5 color plastic color wheel and motor assembly.
 - Small power consumptions.
- * Electrical Power Voltage: 220V, 50 Hz

PHYSICAL SPECIFICATIONS

Weight: 2 kg.
Height: 22.86 cm.
Width: 17.78 cm.
Depth: 17.78 cm.



SUPER STROBO - 250

Super strobo -250 a standard for clubs and mobile DJs a like. Eye cathing displays, engineered for reliability and a long life. It features an attractive steel case , moveable handle and fabulous light effect.

FEATURES

- * 250 massive output strobe light
- * Speed control (1 - 15 flash per sec)
- * Lamp Xenon M 118
- * Power supply 220 v 50 / 60 Hz

PHYSICAL SPECIFICATIONS

Dimensions : 250 x 125 x 250 mm
Weight : 2.5 Kg



SUPER STROBO - 500

Super strobo - 500 a standard for clubs and mobile DJs a like. Eye cathing displays engineered for reliability and a long life. It features an attractive steel case moveable handle. And fabulous light effect. Super strobe – 500 is almost the same with Super strobe 250 the different is only on the Power of wattages

FEATURES

- * 250 massive output strobe light
- * Speed control (1 - 15 flash per sec)
- * Lamp Xenon M 218
- * Power supply 220 v 50 / 60 Hz
- * Jack akai stereo
- * Controller 0 - 10V dc

PHYSICAL SPECIFICATIONS

Dimensions : 31.75 x 20.455 x 31.75 cm
Weight : 3.5 Kg



SUPER STROBO - 1000


Have a blast with Super strobe 1000 - the powerfully stylish strobe. Superstrobe flashes excitement into clubs, bars, dance halls, amusement parks, and anywhere you need powerful strbing in an instant. The stylish, lightweight case make super strobe ideal for mobile shows and installations. And Super

FEATURES

- * 1000 massive output strobe light
- * Speed control (1 - 15 flash per sec)
- * Lamp Xenon 1000
- * Power supply 220 v 50 / 60 Hz
- * Jack akai stereo
- * Controller 0 - 10V dc

PHYSICAL SPECIFICATIONS

Dimensions : 43 x 17 x 24 cm
Weight : 3.5 Kg



SUPER STROBO - 1500


Super strobe 1500 – is the powerfully stylish strobe. Superstrobe flashes excitement into clubs, bars, dance halls, amusement parks, and anywhere you need powerful strobing in an instant. The stylish, lightweight case make super strobe ideal for mobile shows and installations. And Super strobe is as easy to set up as its to operate. Super strobe delivers the flash you need , where you need it. Super strobe – 1500 just the same with Super strobe-1000 the different is only on the Power of wattages.

FEATURES

- * 1500 massive output strobe light
- * Speed control (1 - 15 flash per sec)
- * Jack canon 5 pin male / female
- * DMX 512
- * Lamp Xenon 1500
- * Power supply 220 V 50 Hz

PHYSICAL SPECIFICATIONS

Dimensions : 58 x 17 x 24 cm
Weight : 4 Kg



RUNNING STROBO

FEATURES

- * Running strobes have a top speed 140 flash per minutes creating a dynamic strobe effect when used in multiples.
- * Forward and reverse control
- * All flashes function
- * Designed for indoor or outdoor use
- * Power supply 220V 50 Hz

PHYSICAL SPECIFICATIONS

Dimensions : 153 x 7 cm
Weight : 4 Kg



FIBER OPTIC MACHINE

FEATURES

- * For light display decorations
- * 6 colors
- * Fan cooling / low noise fan cooling
- * Lamp : 24V 250W elc

PHYSICAL SPECIFICATIONS

Dimensions : 29.5 x 24.3 x 14 cm
Weight : 5.7 Kg



FOLLOW SPOT HMI - 1200

Ideal for many stage and venues Follow spot HMI features quick trigger and play. The cold mirror reflector makes heat pass behind and gives high visible light forward . The cooling fans help to provide better ventilation. Four rear knobs are designed for easier adjustment of lamp position. The entire set includes a Stand , lamp and fixture it self.

High quality engineering blending ruggedness with a compact light weight design. gives precise fingertip control one of the worlds most manoeuvrable and powerfull Follow Spot.

FEATURES

- * Power Supply : 200-240V , 50/60 Hz
- * Applying new type aluminium alloy and casting steel plate shell design
- * Accurate , flexible and adjustable controlling panel make the operation easy and accurate.
- * Two colors wheel achieving over 20 colors
- * Rainbow effect
- * Electronic linear infinite adjustment
- * Strobe effects light adjusting integration design
- * Color temperature effect
- * Key and push – pull switch integration easily use
- * Built in over heat protection and high voltage protection
- * Power Consumption : 1500 W
- * Control signals : DMX – 512
- * Lamp : HMI - 1200

PHYSICAL SPECIFICATIONS

Dimensions : 86 x 42 x 33.5 cm
Weight : 40 kg



ROBO COLOR WASH

This Robo color wash is suitable for Studio , stage , performance and fashion performance. It applying new type aluminum alloy and casting steel plate shell design. With fast, accurate, stable and noiseless color changing system, best solution to mechanical color changing. This Robo Color wash also got rainbow effect and strobe effect which is can make the colour look fabulous and with International modern streamline style outline design, compact, refined and complacent.

FEATURES

- * Applying new type aluminium alloy and casting steel plate shell design
- * Two colors wheels, a color wheels have 8 colors and a color wheels have 5 colors achieving over 32 colors.
- * Voltage : AC 240V/50 Hz
- * Lamp : Halogen 1200W
- * Control signal : DMX 512
- * Rainbow effect
- * Strobe effect
- * Electronic linear infinite adjustment
- * Fast Accurate , stable and noiseless color changing system.
- * Best solution to mechanical color changing
- * 2 connection cooling fan, optimize internal air duct way heat elimination rapidly
- * Built in over heat protection
- * According to various kinds of safety standard, IP 20 protect grades , the cable accords to the CE 20/22 standard.
- * Suitable for studio , Stage , Performance and Fashion performance.

PHYSICAL SPECIFICATIONS

Dimensions : 650 x 410 x 240 mm
Weight : 34 Kg



ROBO COLOR SPOT

This Robo color Spot is suitable for Studio , stage , performance and fashion performance. It applying new type aluminum alloy and casting steel plate shell design. With fast, accurate, stable and noiseless color changing system, best solution to mechanical color changing. This Robo Color wash also got rainbow effect and strobe effect which is can make the colour look fabulous and with International modern streamline style outline design, compact, refined and complacent.

FEATURES

- * Applying new type aluminium alloy and casting steel plate shell design
- * Two colors wheels, a color wheels have 8 colors and a color wheels have 5 colors achieving over 32 colors.
- * Rainbow effect
- * Voltage : AC 240V/50 Hz
- * Lamp : Halogen 1200W
- * Control signal : DMX 512
- * Strobe effect
- * Electronic linear infinite adjustment
- * Controlling 3 loops
- * Fast Accurate , stable and noiseless color changing system.
- * Best solution to mechanical color changing
- * 2 convection cooling fan, optimize internal air duct way heat elimination rapidly
- * Built in over heat protection
- * According to various kinds of safety standard, IP 20 protect grades , the cable accords to the CE 20/22 standard.
- * Suitable for studio , Stage , Performance and Fashion performance.

PHYSICAL SPECIFICATIONS

Dimensions : 650 x 410 x 240 mm
Weight : 34 Kg



PAR - 64

PAR64 is the typical lights to use on stage. It's very economical and cost effective without leaving the quality itself.

Our PAR64 ensures its quality by using a selective and professional aluminum PAR64 can.

It comes with complete set includes all gel frame, cords, wiring and all other required parts. It is light-weight and durable design to fit all ideal market.

Its application varies from stage, concert, big hall, and any spot that requires light projection and many other applicable situations.

FEATURES

- * Light Source Approved model : Lamp PAR 64 CP 60/6162
- * Colors Manually changeable color-filter Additional accessories:
 - DMX Scroll for Par Can
- * Functionalities: Automatic Color Changing on DMX
- * Control & Programming Dimming control DMX controllable if optional DMX Scroll installed (for color-changing effects)
- * Unique Features
 - Long-polished, strong aluminum body.
 - Excellent light-projection for stage
 - Suitable for touring / permanently installed
- * Electrical Power Voltage: AC 230V 50 Hz

PHYSICAL SPECIFICATIONS

Weight: 2 kg.
Height: 22.5 cm.
Width: 46 cm.
Depth: 22.5 cm.



PAR - 56

PAR56 is also a typical light to use on stage. It's very economical and cost effective without leaving the quality itself.

Depending on the use and application, PAR-56 is perfect for lower ceiling and places with only less power supplied.

It comes with complete set includes all gel frame, cords, wiring and all other required parts. It is light-weight and durable design to fit all ideal market.

Its application varies from stage, concert, big hall, and any spot that requires light projection and many other applicable situations.

FEATURES

- * Light Source Approved model : Lamp PAR 56 NSP, MFL, WFL
- * Colors Manually changeable color-filter
- * Control & Programming Dimming control
- * Unique Features
 - Long-polished, strong aluminum body.
 - Excellent light-projection for stage
 - Suitable for touring / permanently installed
- * Electrical Power Voltage: AC 230V 50 Hz

PHYSICAL SPECIFICATIONS

Weight: 1.5 kg.
Height: 20 cm.
Width: 40.5 cm.
Depth: 20 cm.



MEGAPAR

Adopting rugged die cast construction and having a finish which is processed by special technic, this multifunctional par shows elegant, gracefull and noble and absolutely not an ordinary par can. This fixture can create an even and brighter field for changeable optical – quality lenses can satisfy your any need of various occasions.

FEATURES

- * Die Cast aluminum
- * Tools free access to the reflector sealed reflector housing
- * Electrical 115-240V , 50/60 Hz
- * Lamp HPL- compact tungsten 750W maximum
- * Color temperature : 3200K

PHYSICAL SPECIFICATIONS

*
*
*
*



PAR - 36K

PAR36 is a very low power consumption lights especially to be used on stage. It's still very economical and cost effective however this PAR-36 normally only used on a very low-ceiling or architecturally lights.

PAR36 can also be used for small lighting projection in any event area, stores, boutique and many others.

It comes with complete set includes all gel frame, cords, wiring and all other required parts. It is light-weight and durable design to fit all ideal market.

FEATURES

- * Light Source Approved model : Lamp 4509 12V 100W
- * Colors Manually changeable color-filter
- * Control & Programming Dimming control
- * Unique Features
 - Long-polished, strong aluminum body.
 - Excellent light-projection for stage
 - Suitable for touring / permanently installed
- * Electrical Power Voltage: AC 230V 50 Hz
- 6 ft. Cod. Fuse 3A protection

PHYSICAL SPECIFICATIONS

Weight: 1.6 kg.
Height: 13.2 cm.
Width: 17 cm.
Depth: 13.2 cm.



MEGALITE SERIES 5, 10, 19, 26, 36, 50

Aztec Megalite is the product perfection in stage light, theater and studios industry. Megalite comes in different model to support your needs and requirements.

The projection angle is varies from 5, 10, 19, 26, 36 or 50. Its material selected from the best aluminum construction. It can support lamp up to 750 Watt.


This is the best in the market for application to stage, concert, studios, and others applicable.

FEATURES

- * Light Source Approved model : HPL 575/750W, 220V
- * Control & Programming Dimming control
- * Unique Features
 - Strong physical and mechanical instruments
 - Excellent light-projection
 - Support varied projection angle
 - ETC dimmer supported
 - Hard aluminum construction
- * Electrical Power Voltage: 115-240V, 50/60 Hz

PHYSICAL SPECIFICATIONS

Weight: 7 kg.
Height: 35 cm.
Width: 55 cm.



MEGAPAR 575 / 750 Watt

Aztec MEGAPAR is perfection in spotlight with precise optical system and super efficient optical lens together with high-performance 500 Watt / 750 Watt Bulb.

With the selective quality materials and die-cast construction plus cold reflecting bowl reducing the heat generated by 23 percent.

Best to use in stage, theater, concert, performance, live band and many other occasions.

FEATURES

- * Light Source Approved model : HPL 575/750W, 220V
- * Color temperature: 3000 degree Kelvin.
- * Control & Programming Dimming control
- * Unique Features
 - Strong physical and mechanical instruments
 - Excellent light-projection
 - Support varied projection angle
 - ETC dimmer supported
 - Hard aluminum construction
- * Electrical Power Voltage: 220 V, 50 Hz

PHYSICAL SPECIFICATIONS

Weight: 6.27 kg.
Height: 35 cm.
Width: 70 cm.



MINIBRUTE - 6L

Minibrute equipped with 6 lamps perfect for those who needs more light projection. With the similar concept and structure of Fresnel series, the Minibrute offers a bigger and brighter light.

With the high-reflectance aluminum reflector and 6 super bright lamp, it can produce excellent optical effect, striking effect of optional focusing / flooding effect lights.

This is the perfect applications for all studios, TV stations, filming, and many other applicable events.

FEATURES

- * Light Source Approved model : Osram 64580, 1000W 220V
- * Control & Programming Dimming control
- * Unique Features
 - Strong physical and mechanical instruments
 - Excellent light-projection
 - Hard aluminum construction
- * Electrical Power Voltage: 220 V, 50 Hz

PHYSICAL SPECIFICATIONS

Weight: 12 kg.
Height: 44 cm.
Width: 11,5 cm.



RED - HEAD 800

Aztec Red Head is the masterpiece in production lighting, with an optional of 800 W and 2000 W.

Comes with high-reflectance aluminum reflector to ensure the best quality of striking effect with adjustable focus, spot, or flooding effect.

With the compact and slick design makes this unit an easy and mobilize for touring, and easy to carry.


This is a perfect application for TV station, broadcasting, and movie production.

FEATURES

- * Light Source Approved model : Osram DXX 800
- * Color Temperature : 3200K
- * Control & Programming : Dimming control
- * Unique Features
 - Optional Product Color:
 - Red, Yellow, Purple, Black
 - Strong physical and mechanical instruments
 - Excellent light-projection
 - Hard construction
- * Electrical Power Voltage: 220/240V , 50-60Hz
- Power Consumption : 220/240V 800 W SFC R7s
- * Accessories : Stand

PHYSICAL SPECIFICATIONS

Weight: 1.7 kg.
Height: 16 cm.
Width: 22 cm.
Depth: 15 cm.



RED - HEAD 2000

Aztec Red Head is the masterpiece in production lighting, with an optional of 800 W and 2000 W.

Comes with high-reflectance aluminum reflector to ensure the best quality of striking effect with adjustable focus, spot, or flooding effect.

With the compact and slick design makes this unit an easy and mobilize for touring, and easy to carry.


This is a perfect application for TV station, broadcasting, and movie production.

FEATURES

- * Light Source Approved model : Lamp FEX 2000W, R7S, 220V
- * Color Temperature : 3200K
- * Control & Programming : Dimming control
- * Unique Features
 - Optional Product Color:
 - Red, Yellow, Purple, Black
 - Strong physical and mechanical instruments
 - Excellent light-projection
 - Hard construction
- * Electrical Power Voltage: 220/240V , 50-60Hz
- Power Consumption : 220/240V 800 W SFC R7s
- * Accessories : Stand

PHYSICAL SPECIFICATIONS

Weight: 4.2 kg.
Height: 26 cm.
Width: 21 cm.
Depth: 20 cm.



FRESNEL JD - 500B (FRJD 500)

FRESNEL JD500b is belonged to spotlight series adopting using extruded aluminum alloy shell and strong front door structure.

This is the light weight and easy to install / maintain. Equipped with the high-reflectance aluminum reflector and large diameter of selected quality lens. It is guaranteed to produce excellent optical effect, striking effect of either focused result or flood light result.

It is a perfect application and very suitable for lighting in studios, TV-stations, filming and many other applications. This fixture can be installed with pole control or mechanized device. Because of its light body' mechanically and physically, the spotlights can be divided into 3-actions, 5-actions, 6-actions, 7-actions, and 8-actions.

FEATURES

- * Light Source Approved model : 220V 500 Watt
- * Color temperature: 3200 degree Kelvin.
- * Projection distance Optimal: 5 m.
- * Control & Programming Dimming control
- * Unique Features
 - Strong physical and mechanical instruments
 - Excellent light-projection
 - Good spotlights result
- * Electrical Power Voltage: AC 230V 50 Hz

PHYSICAL SPECIFICATIONS

Weight: 4.2 kg.
Height: 20 cm.
Width: 48.4 cm.
Depth: 29.6 cm.
Fresnel lens : Ø 150
Reflector : Ø 112



FRESNEL JD - 2

FRESNEL JD2, the 2000 Watt spotlight generation adopting the similar structure and physical specification as JD500b. It also comes with alloy shell and adjustable front door.

With the high-reflectance aluminum reflector and large diameter of FRESNEL Lens, it can produce excellent optical effect, striking effect of optional focusing / flooding effect lights.

This is the perfect applications for all studios, TV stations, filming, and many other applicable events.

This fixture can be installed with pole control or mechanized device. Because of its light body' mechanically and physically, the spotlights can be divided into 3-actions, 5-actions, 6-actions, 7-actions, and 8-actions.

FEATURES

- * Light Source Approved model : CP 92 (G22), 220V 2000W, CP 41 (G38)
- * Color temperature: 3200 degree Kelvin.
- * Control & Programming Dimming control
- * Unique Features
 - Strong physical and mechanical instruments
 - Excellent light-projection
 - Good spotlights result
- * Electrical Power Voltage: AC 230V 50 Hz

PHYSICAL SPECIFICATIONS

Weight: 7.2 kg.
Height: 36.8 cm.
Width: 63.7 cm.
Depth: 37.8 cm.
Fresnel lens : Ø 250
Reflector : Ø 188
Color Temperature : 3200°b0K
Distance : 5 m



FRESNEL JD - 3

A stronger challenger in FRESNEL series, the JD3 offers 3000 Watt spotlight generation adopting the similar structure and physical specification as JD2. It also comes with alloy shell and adjustable front door.

With the high-reflectance aluminum reflector and large diameter of FRESNEL Lens, it can produce excellent optical effect, striking effect of optional focusing / flooding effect lights.

This is the perfect applications for all studios, TV stations, filming, and many other applicable events.

This fixture can be installed with pole control or mechanized device. Because of its light body' mechanically and physically, the spotlights can be divided into 3-actions, 5-actions, 6-actions, 7-actions, and 8-actions.

FEATURES

- * Light Source Approved model : Tungsten, Halogen, 220V 3000W
- * Color temperature: 3200 degree Kelvin.
- * Control & Programming Dimming control
- * Unique Features
 - Strong physical and mechanical instruments
 - Excellent light-projection
 - Good spotlights result
- * Electrical Power Voltage: AC 230V 50 Hz

PHYSICAL SPECIFICATIONS

Weight: 7.4 kg.
Height: 36.8 cm.
Width: 63.7 cm.
Depth: 37.8 cm.
Fresnel lens : Ø 250
Reflector : Ø 188
Distance : 5 m



WJD - 2

This spotlight designed for professional installation in theatres, television studios and conference. The body is die-cast and extruded aluminum. The light has elegant shape. The reflector is made of high quality aluminum plate. The Plain –convex lens provides intense and precise beam of light. The light has excellent cooling system and focus-flood adjustment system.

WJD-2 is a high quality, robust theatre spotlight it is compact, good shaped and has good cooling system. The fixture fitted with plain-convex lens can provides clear edge light mark and wide even coverage of illumination. It is ideal for general stage application and where the long-distance light cast is required.

FEATURES

- * Fresnel Lens : Ø 250
- * Color temperature : 3200K
- * Distance : 5M

PHYSICAL SPECIFICATIONS

Dimensions : 368 x 378 x 637 mm
Weight : 8.5 kg



COOLLIGHT


Adopting the fashionable three basic color tube as lamp source which provides a soft, cool and great color rendering. Also it offers a high brightness with low power consumption long life more than 10000 hours. This fixture is suitable for the small or middle – scale studio, meeting room or multifunctional hall etc. The serial light with excellent optical effect, little radiative heat, can cast uniform and soft color visible light.

FEATURES

- * Voltage : 220V / 50 Hz
- * Lamp : three Basic color Fluorescent tube 36W x 4
- * Color temperature : 3200K
- * Power consumption : 144W

PHYSICAL SPECIFICATIONS

*
Weight : 4.5 kg



CYCLORAMA / FLOOD LIGHT

Cyclorama is a light weight, compact luminaire designed to provide an even wash of light on cycloramas and backdrops. This lighting instrument can also be used as a multi purpose flood / fill for stage and studio lighting applications. This series are strong adaptable and safe lighting fixture is particularly suited to the needs of professional theatre, touring shows and hire companies. A wide selection of yokes and other hanging hardware is also available to accommodate virtually all over head mounting configurations.

FEATURES

- * Base : R7S Socket
- * Voltage : 110V/230 V
- * Power consumption : 1000W
- * Color Temperature : 3200K

PHYSICAL SPECIFICATIONS

* Depth : 195 mm
* Width : 315 mm
* Height : 252 mm



FOG MACHINE MT- 1000 K / MT- 1500 K

Aztec Fog Machine combines a range of unique features to create powerful foggy effects ensuring the best atmospheric effects.

The two model version differs in terms of power and time required to power up this fixture. MT-1500 offer less heat up time with stronger heater enhancement.

This fixture can be controlled via remote control on optional of cable or wireless options.

This is a perfect application for all bars, club, concert, live band / performance, and many other applicable events.

FEATURES

- * Heat Generated : Power Consumption MT1000: 1000 Watt , MT1500: 1500 Watt
Warm up time : MT1000: 10 Minutes, MT1500: 7 Minutes
Overheat Protection: Mechanical
- * Coverage 500 cubic meters/min
Operational time: Continuously
- * Control Optional Selection of Cable Remote / Wireless Sensor
- * Fluid Tank Capacity: 2 Liter container
Max Fluid Consumption: 0.2L / min
- * Electrical Power Voltage : AC 220 Volt. / 240 Volt 50 Hz.
Fuse: 10 A
- * Recommended Fluids Aztec Fog / Smoke Fluids
Calibrated for use with other Pro Fog / Smoke Fluids also
- * Accessories :
- Pro Fog Smoke Liquid
- Wireless Controller
- Or Remote Cable

PHYSICAL SPECIFICATIONS

- MT-1000:
Weight: 8.7 kg.
Height: 30 cm.
Width: 42.5 cm
Depth: 25 cm



- MT1500:
Weight: 9 kg.
Height: 25 cm.
Width: 46 cm
Depth: 22.5 cm.

SMOKE - UP (UP 1000 K / UP 1500 K)

Aztec Smoke Up combines a range of unique features from Aztec Fog Machine to generate a powerful smoke / fog effects above to the mid-air. Smoke-Up generates output goes above to mid-air area.

There are two models that differ in terms of power and time required to power up this fixture. MT-1500 offer less heat up time with stronger heater enhancement.

This fixture can be controlled via remote control on optional of cable or wireless options.

This is a perfect application for all bars, club, concert, live band / performance, and many other applicable events.

FEATURES

- * Heat Generated : Power Consumption MT1000: 1000 Watt , MT1500: 1500 Watt
Warm up time : MT1000: 10 Minutes, MT1500: 7 Minutes
Overheat Protection: Mechanical
- * Coverage 500 cubic meters/min
Operational time: Continuously
- * Control Optional Selection of Cable Remote / Wireless Sensor
- * Fluid Tank Capacity: 2 Liter container
Max Fluid Consumption: 0.2L / min
- * Electrical Power Voltage : AC 220 Volt. / 240 Volt 50 Hz.
Fuse: 10 A.
- * Recommended Fluids Aztec Fog / Smoke Fluids
Calibrated for use with other Pro Fog / Smoke Fluids also
- * Accessories :
- Pro Fog Smoke Liquid
- Wireless Controller
- Or Remote Cable

PHYSICAL SPECIFICATIONS

- MT-1000:
Weight: 8.7 kg.
Height: 30 cm.
Width: 42.5 cm
Depth: 25 cm



- MT1500:
Weight: 8.7 kg.
Height: 30 cm.
Width: 42.5 cm
Depth: 25 cm.

SMOKE TWINTURBO Z- 7000 K

Named the "King of Portable Smoke Machines", no other portable smoke machines can match up to the output of Smoke TwinTurbo, its solid reliability and quality operation has made the Smoke TwinTurbo the best in the business.

Equipped with dual container and double heater pump technology guaranteed for the best smoke output and instant cloud of dense fog. Perfect for generating immediate dance floor atmosphere and ideal for mid-air lighting effects. Its application are very broad for clubs, all sized of events, theater and many other applicable events.

The Double container fluid means less necessity for mid-evening refills. Smoke Twin-Turbo also have features to adjust the variable smoke output and pressure control with an optional of cable operated controller or wireless options.

FEATURES

- * Heat Generated : Power Consumption: 3000 Watt.
Warm up time: 10 Minutes
Overheat Protection: Mechanical
- * Coverage 1000 cubic meters/min
Operational time: Manual Operated/ Continuously
- * Control Optional Selection of Cable Remote / Wireless Sensor
- * Fluid Tank Capacity: 5 Liter container
Max Fluid Consumption: 0.5L / min
- * Electrical Power Voltage : AC 220 Volt. / 240 Volt 50 Hz.
Fuse: 10 A.
- * Recommended Fluids Aztec Fog Fluids
Calibrated for use with other Pro Fog Fluids
- * Accessories :
- Pro Fog Smoke Liquid
- Wireless Controller
- Or Remote Cable

PHYSICAL SPECIFICATIONS

- Weight: 10.7 kg.
Height: 30 cm.
Width: 35.5 cm
Depth: 71 cm.



SNOW MACHINE S- 1200 L

Professional special effect equipment, forcefully shooting out evenly sized snow flakes into air and the size and amount of snowflakes are controllable and can be adjusted according to individual requirements.

It is applicable in movie filming as well as TV stations, theatres, large performance sites etc.

FEATURES

- * Heat Generated : Power Consumption: 1300 Watt.
Warm up time: 10 Minutes,
Overheat Protection: Mechanical
- * Coverage 500 cubic meters/min
Operational time: Manual Operated/ Continuously
- * Control Optional Selection of Cable Remote / Wireless Sensor
- * Fluid Tank Capacity: 5 Liter container
Max Fluid Consumption: 140 ml / min
- * Electrical Power Voltage : Voltage: AC 220 Volt. / 240 Volt 50 Hz. Fuse: 10 A
- * Recommended Fluids Aztec Snow Fluids
Calibrated for use with other Pro Snow Fluids
- * Accessories :
- Pro Snow Liquid
- Wireless Controller
- Or Remote Cable

PHYSICAL SPECIFICATIONS

- Weight: 11 kg.
Height: 26 cm.
Width: 53 cm
Depth: 28 cm.



BUBBLE MACHINE (BM- 300 M)

Aztec Bubble Machine is Aztec professional bubble machine. The machine is capable of producing large quantities of bubble very quickly and quietly.

It is also easy to move with an additional remote controller making a perfect fixture that can be put into any placement of your area.

It has upward fans with silent noise, very stable and producing more bubbles with a very large coverage. Available in black, silver and any other optional color selection

FEATURES

- * Heat Generated : Power Consumption: 300 Watt
Warm up time: 10 Minutes
Overheat Protection: Mechanical
- * Coverage Approximate bubble output: 600 cubic meters
Approximate bubble projection: 10 meters.
Operational time: Continuously
- * Control Optional Selection of Cable Remote / Continuously
- * Fluid Tank Capacity: 2.5 Liter container
Max Fluid Consumption: 140 ml / min
- * Electrical Power Voltage : AC 110V/230V 60Hz/50Hz.
- * Recommended Fluids Aztec Bubble Liquid
Calibrated for use with other Pro Bubble Liquids
- * Accessories :
- Pro Bubble Liquid
- Wireless Controller
- Or Remote Cable

PHYSICAL SPECIFICATIONS

- Weight: 14 kg.
Height: 45 cm.
Width: 39 cm.
Depth: 41 cm.



HAZER 747- K

Aztec Hazer is a haze machine capable of producing large quantities of haze very quickly and silently. It gives your events and light show an outstanding performance by combining with the latest and complex technology.

The Aztec Hazer always ensuring haze dispersal in any environment and achieving a consistent vertical distribution and a uniform canopy of haze.

Application can be at all event / venue, live show, band performance, stage and many other application

FEATURES

- * Heat Generated : Power Consumption 1300 Watt
Warm up time : 10 Minutes
Overheat Protection: Mechanical
- * Volume coverage : 1000 cubic meters
Operational time : Continuously
- * Control Optional Selection of Cable Remote / Wireless Sensor
- * Fluid Tank Capacity : 5 Liter container
Max Fluid Consumption: 140 ml / min
- * Electrical Power Voltage : AC 110V/230V 60Hz/50Hz.
Fuse: 10 A.
- * Recommended Fluids Aztec Haze Fluids
Calibrated for use with other Pro Haze Fluids
- * Accessories :
- Pro Haze Fluid Liquid
- Wireless Controller
- Or Remote Cable

PHYSICAL SPECIFICATIONS

- Weight: 8.7 kg.
Height: 53 cm.
Width: 22.5 cm.
Depth: 22.5 cm.



DRY ICE MACHINE (DI- 26K)

Aztec Dry Ice Machine designed based on a whole stainless steel body ensuring the best quality ever. It is a specially designed protected with automatic thermostat.

It is also equipped with digital real-time temperature display inputs which have a selection and some other functionality. This fixture is a masterpiece design with the low noise and ease of use, it completes the latest stage equipment you ever need.

This is a perfect application for stage, club, concert and many other applicable events.

FEATURES

- * Heat Generated : Power Consumption : 1300 Watt
Warm up time: 26 Minutes from cold start
Overheat Protection: Mechanical
- * Volume coverage : Volume coverage: 300 cubic meters
Operational time: Manual
- * Control Optional Selection of Cable Remote / Wireless Sensor
- * Fluid Tank Capacity : 26 Liter container
- * Electrical Power Voltage : AC 110V/230V 60Hz/50Hz.
Fuse: 10 A
- * Recommended Fluids Aztec Dry Ice Fluids
Calibrated for use with other Pro Dry Ice Fluids
- * Accessories :
- Pro Dry Ice Fluid Liquid

PHYSICAL SPECIFICATIONS

- Weight: 8.7 kg.
Height: 47.5 cm.
Width: 51 cm.
Depth: 57 cm.



LED Lighting

LED MOVING HEAD (LMH- 36E)

Revolutionary hybrid technology between LED and moving head, equipped with 3 colors RGB (Red, Green, and Blue) producing infinite mixing possibility.

This is a rather small fixture but has a good light projection with a total of 40 Watt LED is very suitable for small room / entertainment area.

The moving head ability to move freely and able to adjust the positioning easily through DMX controller.

Designed mostly for use in small entertainment area or small stage for a simple solution.

FEATURES

- * Light Source High power of 1W LED, Total of 36pcs.
1 Watt RGB LED
- * LED Lifetime 60,000-100,000 hrs Rated Life
- * Colors RGB color mixture , Pre-programmed colors and effects, Pre-programmed automatic changing colors
- * Dimmer Functionality Light output adjustment using electronic dimmer or DMX controller from 0 to 100% Dimming Color of Red, Green and Blue.
- * Pan/Tilt Pan: 530 degree, Tilt: 250 degree
- * Control & Programming Protocol: DMX 512
Control options: DMX, Demo, Auto, Sound-controlled
Operation mode: Master / Slave, standalone
Control Channels: 10 , Pan/Tilt resolutions: 8bit / 16bit
- * Unique Features Various Control Mode of:
- Automatic Mode
- Sound-activated Mode
- Master & Slave Mode
- Pre-programmed control
- * Electrical Power : Universal Power AC100-240V/50-60Hz.
AC Input: 2m cable without cord cap.

PHYSICAL SPECIFICATIONS

- Weight: 6 kg.
Height: 38 cm.
Width: 35 cm.
Depth: 39 cm.



LED PAR 56- F

The LED Par 56 is an evolutionary of Par that integrates with LED technology which emitting a wash and changing background effect.

This unit is fitted into the industry standard of Par 56 casing and offers a various changing color effects. It has thirty one pieces of LED producing a very bright lights and low power consumption.

Each fixture is controllable via DMX controller and has many various pre-programmed effects. This product is aimed to fit into small stage lighting, mini bar, architectural and other occasions that require some lighting effects.

FEATURES

- * Light Source High power of 3W LED Total of 31 pcs. 3 Watt RGB LED
- * LED Lifetime Up to 50,000 hrs Rated Life
- * Colors RGB color mixture, Pre-programmed colors and effects Pre-programmed automatic changing colors
- * Dimmer Functionality Light output adjustment using electronic dimmer or DMX controller from 0 to 100% Dimming Color of Red, Green and Blue.
- * Position / Movement : Static
- * Control & Programming Protocol: DMX-512 Control options: DMX, Demo, Auto Operation mode: Master / Slave, standalone Control Channels: 4
- * Unique Features Various Control Mode of:
 - Various Control Mode of:
 - Automatic Mode
 - Sound-activated Mode
 - Master & Slave Mode
 - Pre-programmed control
- * Electrical Power : Universal Power AC220 V, 10 %, AC Input: 2m cable without cord cap. Power consumption: 90 Watt
- * Sound Sensitivity : 65 dB – 130 dB

PHYSICAL SPECIFICATIONS

Weight: 2 kg.
Height: 30 cm.
Width: 26.5 cm.
Depth: 23.5 cm.



LED PAR 64- F

The LED Par 64 is an evolutionary of Par that integrates with LED technology which emitting a wash and changing background effect. Par 64 uses an IP64 technology good for outdoor and underwater

This unit is fitted into the industry standard of Par 64 casing and offers a various changing color effects. It has thirty one pieces of LED producing a very bright lights and low power consumption for outdoor and able to work underwater.

Each fixture is controllable via DMX controller and has many various pre-programmed effects. This product is aimed to fit into small stage lighting, outdoor, mini bar, architectural and other occasions that require some lighting effects.

FEATURES

- * Light Source High power of 3W LED Total of 31 pcs. 3 Watt RGB LED
- * LED Lifetime Up to 50,000 hrs Rated Life
- * Colors RGB color mixture, Pre-programmed colors and effects Pre-programmed automatic changing colors
- * Dimmer Functionality Light output adjustment using electronic dimmer or DMX controller from 0 to 100% Dimming Color of Red, Green and Blue.
- * Position / Movement : Static
- * Control & Programming Protocol: DMX-512 Control options: DMX, Demo, Auto, Operation mode: Master / Slave, standalone, Control Channels: 4
- * Unique Features Various Control Mode of:
 - Various Control Mode of:
 - Automatic Mode
 - Sound-activated Mode
 - Master & Slave Mode
 - Pre-programmed control
- * Electrical Power : Universal Power AC220 V, 10 % AC Input: 2m cable without cord cap. Power consumption: 90 Watt
- * Sound Sensitivity : 65 dB – 130 dB

PHYSICAL SPECIFICATIONS

Weight: 3.6 kg.
Height: 31.5 cm.
Width: 29 cm.
Depth: 22 cm.



LED BAR (LDB - 252 E)

The LED Bar is a wide-spread version of the LED fixture. The unit is fitted into the industry standard with very strong casing.

This fixture has a total of 50 Watt LED producing good quality source of lighting effects.

FEATURES

- * Light Source Good power consumption: 50 Watt. Total of 252 pcs LED, Red: 108 pcs, Green: 72 pcs, Blue: 72 pcs LED Lifetime Up to 50,000 hrs Rated Life
- * Colors RGB color mixture, Pre-programmed colors and effects Pre-programmed automatic changing colors
- * Dimmer Functionality Light output adjustment using electronic dimmer or DMX controller from 0 to 100% Dimming Color of Red, Green and Blue.
- * Position / Movement : Static
- * Control & Programming Protocol: DMX-512 Control options: DMX, Demo, Auto Operation mode: Master / Slave, standalone, Control Channels: 13
- * Unique Features Various Control Mode of:
 - Various Control Mode of:
 - Automatic Mode
 - Master & Slave Mode
 - Pre-programmed control
- * Electrical Power : Universal Power AC 100-240 V/50-60Hz AC Input: 2m cable without cord cap. Power consumption: 50 Watt

PHYSICAL SPECIFICATIONS

Weight: 2.3 kg.
Height: 39 cm.
Width: 109 cm.
Depth: 26 cm.



LED DANCE FLOOR (LDF- E SERIES)

The LED Dance Floor is a popular dance floor combining superior color effects.

Incorporating with the latest LED technologies, LED Dance floor has created the ultimate club / event experience, more interestingly is that this fixture not only can be DMX controllable but also it can react to the beat of the music.

With the good-quality super bright LED's and strong base, this fixture designed for a fresh & easily changing environment and can take on very heavy load for up to 1000 kg's weights.

This unit can be assembled together to a form of a floor of any size and type and has a DMX controllable fixture that can be adjusted from any of your DMX controller.

Other utilization of this fixture is that this can also be used for an atmospheric wall display, lounges, or ceiling tops.

FEATURES

- * Light Source LED Super bright, Total of: 24 LED Modules.
- * LED Lifetime Up to 50,000 hrs Rated Life
- * Colors RGB color mixture, Pre-programmed colors and effects Pre-programmed automatic changing colors
- * Dimmer Functionality Light output adjustment using electronic dimmer or DMX controller from 0 to 100% Dimming Color of Red, Green and Blue.
- * Position / Movement : Static
- * Control & Programming Protocol: DMX-512 Control options: DMX, Demo, Auto, Operation mode: Master / Slave, standalone, Control Channels: 25
- * Unique Features Various Control Mode of:
 - Various Control Mode of:
 - Automatic Mode
 - Master & Slave Mode
 - Sound activated Mode
 - Pre-programmed control
- * Electrical Power : Universal Power AC 100-240 V/50-60Hz AC Input: 2m cable without cord cap. Power consumption: 50 Watt 65 dB – 130 dB.

PHYSICAL SPECIFICATIONS

Weight: 2.3 kg.
Height: 39 cm.
Width: 109 cm.
Depth: 26 cm.



LED WASHER (LDW - 184 E)

The LED Washer is a multipurpose and very powerful washer series. With a total of 184 LED's, this fixture not only give a various color effect lights but also producing a very good source of lights.

It's the first in a completely new line LED washer series. The LED fixture is guaranteed for its LED quality, reliability and robustness. With the combination of RGB colors and electronic dimming from 0-100%, it is controllable and programmable via DMX controller.

This fixture is perfect application for architectural, stage, theatre, concerts, live events, TV studios, café or bar's, hotel and other venues that requires some effect lighting.

FEATURES

- * Light Source LED Super bright, Total of: 216 pcs LED's, Red: 72 pcs, Green: 72 pcs, Blue: 72 pcs
- * LED Lifetime Up to 50,000 hrs Rated Life
- * Colors RGB color mixture. Pre-programmed colors and effects Pre-programmed automatic changing colors
- * Dimmer Functionality Light output adjustment using electronic dimmer or DMX controller from 0 to 100% Dimming Color of Red, Green and Blue.
- * Position / Movement : Static
- * Control & Programming Protocol: DMX-512 Control options: DMX, Demo, Auto, Operation mode: Master / Slave, standalone, Control Channels: 4
- * Unique Features Various Control Mode of:
 - Various Control Mode of:
 - Automatic Mode
 - Master & Slave Mode
 - Sound activated Mode
 - Pre-programmed control
- * Electrical Power : Universal Power AC 100-240 V/50-60Hz AC Input: 2m cable without cord cap. Power consumption: 30 Watt

PHYSICAL SPECIFICATIONS

Weight: 2.3 kg.
Height: 48 cm.
Width: 44 cm.
Depth: 20 cm.



LED COLOR BEACON (LCB - 36A)

The LED Color Beacon is a revolutionized three color LED wash technology. It's producing a strong effect lights and is perfect use for decoration and also highlighting architectural such as: building frame, garden, restaurant and others applicable design in offering with a colorful and magically changing design of your area.

This fixture not only can work independently but also is a DMX controllable fixture.

It can be either automatically or DMX controllable when generating its various colors changing effects such as: flashing, fading, steady, seven colors jumping synchronously and other unique characteristics.

Its DMX controllable and programmable, which means when running in combined fixtures, it can generates thousands of lighting effects and design.

FEATURES

- * Light Source High power of 1W LED, Total of 36 pcs. 1 Watt RGB LED
- * LED Lifetime Up to 50,000 hrs Rated Life
- * Colors RGB color mixture. Pre-programmed colors and effects Pre-programmed automatic changing colors
- * Dimmer Functionality Light output adjustment using electronic DMX 512 System Dimming Color of Red, Green and Blue.
- * Position / Movement : Static
- * Control & Programming Protocol: DMX-512. Control options: DMX Operation mode: Master / Slave Control options: DMX, Demo, Auto, Operation mode: Master / Slave, standalone, Control Channels: 4
- * Unique Features Various Control Mode of:
 - Low energy consumption
 - Changing color-effect lights
- * Electrical Power : Input Voltage : 100V-256V AC Operating Voltage : 12V DC/24V DC Protection rating : IP65 Operating Temperature : -20°b0C- +40°b0C

PHYSICAL SPECIFICATIONS

Weight: 5.9 kg.
Height: 21.4 cm.
Width: 15.2 cm.
Depth: 34.3 cm.



LED WATERPROOF (CB 36 - B)

This fixture is a special water resistant designed and application mostly for underwater usage or external area.

LED WR36 is equipped with thirty six of 1 Watt LED generating the best effect light possible. It is a powerful fixture and able to show different changing color effects which no any traditional lamp can match up for this.

Furthermore, the LED WR36 is a power saving LED technology and fixture dimmer can be adjustable via DMX-512 technology.

This fixture available in optional color of Red, Yellow, Green, Blue, or white. Also available in three color RGB technology.

FEATURES

- * Light Source High power of 1W LED / 350 MA Total of 36 pcs. 1 Watt of optional model on Red, Green, Yellow, Blue, White or RGB LED's.
- * Projecting distance: ~3d10M
- * Lens : 25°*2c60°
- * LED Lifetime Up to 20,000 hrs Rated Life
- * Working Environment Temperature of: -20 Degree- 45 Degree
- * Colors Optional model of single color or multi color. Multi colors are changeable effects.
- * Dimmer Functionality Light output adjustment using electronic DMX 512 System
- * Position / Movement : Static
- * Control & Programming Protocol: Protocol: DMX-512 Control options: DMX, Operation mode: Master / Slave Built-in constant current keeper driver (Automated Mode)
- * Unique Features Various Control Mode of:
 - Physical Characteristic on Stainless Steel body and toughened glass.
 - Water Resistant and Underwater IP68 Technology.
 - Effects applicable are: chasing ,flowing , 256RGB brightness, RGB color changing effects
- * Electrical Power : Input Voltage : 100V-256V AC Operating Voltage : 12V DC/24V DC. Protection rating : IP65 Operating Temperature : -20°b0C- -40°b0C

PHYSICAL SPECIFICATIONS

Weight:kg.
Height:cm.
Width:cm.
Depth:cm.



LED ROPELIGHT SERIES (LRP 230 C - SERIES)

LED Rope is the most advance durable and brightest rope light in the market. Designed and applicable in both indoor and outdoor, interior or exterior design, and any others applicable design.

Usage is very broad and can be as: marker, edge lighting application, decks, railing, building exteriors, displays, shop windows, storefronts, architectural detailing, decorative figures, motifs, displays, lounges, bars, clubs, and many others.

The LED rope light has a better lighting effect with a very low operation cost and power consumption. Moreover it offers a very flexible, bright color options, safe and very reliable.

It is available in 2-5 wire versions and color range includes: White, Blue, Green, Red, Yellow, Orange, Yellow-Green or other optional applicable color combination.

With the most advanced technology, its fixture is guaranteed for durability, brightness, and effectiveness. It also enjoys all the benefits of LED features such as longer life, lower power consumption lower heat, lower maintenance and brighter output.

FEATURES

- * Light Source, Length 100M, Total LEDs are: 5760 pcs. Varied to different model and types. Projecting distance: ~3d10M
- * LED Lifetime Up to 100,000 hrs Rated Life
- * Optional color choice of White, Blue, Green, Red, Yellow, Orange, Yellow-Green or other optional applicable color combination.
- * Electrical Power : Power Consumption: 230 Watt. Power / Metre: 2.3 W/M

PHYSICAL SPECIFICATIONS

Weight: 1.6 kg.
Height: 1.5 cm.
Width: 1.5 cm.
Depth: 10 m.

